

Information session on Muslim Funerals

1

Brisbane



MFS

Funeral Director &
Savings Plan Manager

Muslim Funeral Services Ltd



- ▶ **Dr. Mohammed Iqbal Sultan**
- ▶ **Director MFS**



The Quran says:

“Kullu nafs in tha-iqathul maut”

Every soul shall have a taste of death

“Inna lillahi wa inna ilaihi raji’un”

To Allah SWT we belong and unto Him we shall return

About Islamic Funerals

- ***Fard-e-kifayah*** – an obligatory act which if performed by a one member of a community, absolves the entire community of the responsibility, and if not, then the entire community is sinful and accountable
- Family and community involvement

Today ...

- About MFS
- About Islamic Funerals
- What to do when death occurs?
- The funeral process
- Ghusl procedure
- Funeral Savings Plan
- ALL information on our website

About MFS

- Established 2010 - ASIC registered company
- Autonomous Independent of any Musjid
- Funeral Director SEQ Muslim Community
- Based at Kuraby Musjid but serve entire community of Southeast Queensland / Gold Coast
- Not for profit Company / Committee of volunteers



Muslim Funeral Services

1300 896 786

BRISBANE
GOLD COAST
QUEENSLAND

ABOUT MFS:

Muslim Funeral Services Ltd (MFS) was established in 2010 to fulfill the role of the *Funeral Director* to the Muslim Communities across all of the Brisbane and Gold Coast suburbs. It is a result of joint efforts between Brisbane Muslim Burial Services Inc (BMBS) team and the Gold Coast Islamic Society burial committee. These services have until 2010 been outsourced.

The services we provide includes all the transport arrangements for the deceased, including the pick up of the janaza (deceased) from the home, hospital or mortuary, transport to the local mosque or ghusl facility, where the ghusl (washing) and shrouding will be performed, and then the final transport to the local cemetery.

We also liaise with the local councils to book the grave site for burial and complete all the necessary paperwork and regulatory requirements including registration of the death with the appropriate government department.

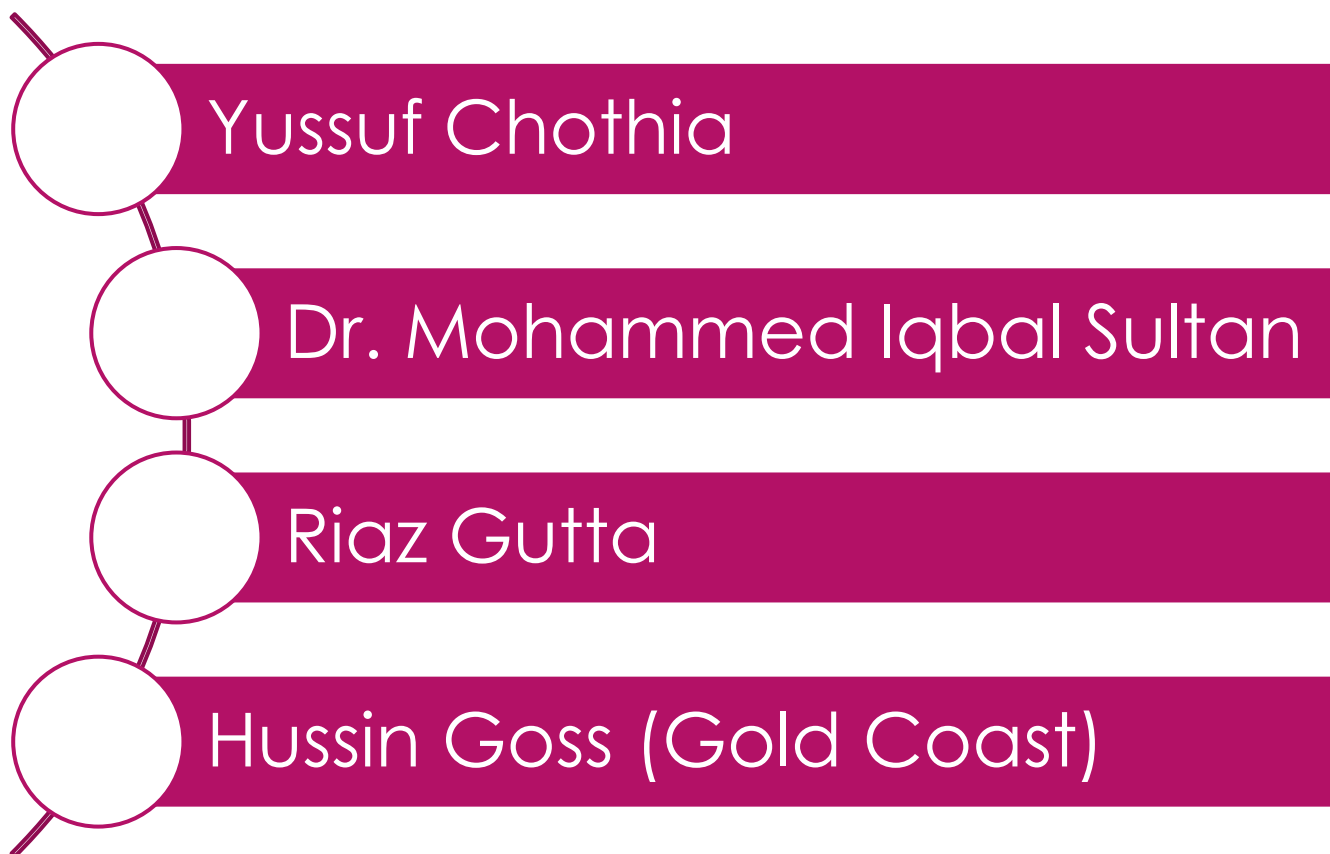
Our office, ghusl and mortuary facilities are based at the Kuraby Masjid, 1408 Beenleigh Road, Kuraby, Qld 4112, but you may choose to have the ghusl performed at any other facility.

Although we are based at the Kuraby Masjid and use its facilities, we are an **autonomous private company** formed for the benefit of the entire Queensland Muslim Community, and are not a part of any Masjid or Islamic society.

We acknowledge the support of the Trustees of the Kuraby Mosque.

Alhamdulillah we have been able to provide our services for approximately 60-70 funerals per year across South East Queensland, including Harvey Bay and Rockhampton and have repatriated or received deceased remains to Saudi Arabia, Indonesia and India and the United Kingdom.

MFS Committee



The Team



Yussuf Chothia



Dr. Mohammed Iqbal Sultan



Hussin Goss



Riaz Gutta

- Ziyaad Chothia
- Farida Lambat (Admin)
- Male Volunteers (Brothers Arif & Ismail)
- Female Volunteers (Omi Youcef & her team)

Services Offered:

- Full Funeral Director services
- All transport arrangements
- Grave bookings
- Pick up hospital, mortuary or home to Ghush facility
- Liaise with Hospital, Police, Coroner's office or mortuary
- Complete all regulatory paperwork
- Death Registration with Dept of Births, Deaths & Marriage

Other Services

- Interstate / Overseas transfers in and out
- Embalming
- Burials at Mt Gravatt, Gold Coast, Coomera, Hemmant (2021), Toowoomba, Beenleigh
- Still born Burials at Mt Gravatt & Beenleigh

SMS Service:

- Free SMS for funerals taking place in SEQ
- Database of nearly 900
- To get onto our database – send an email to ***admin@mfs.asn.au***
- online sms registration form at ***mfs.asn.au***
- Facebook @MuslimFuneralServicesBrisbane

Other activities:

- Point of information for hospitals, police, other funeral directors
- Education of other non-Muslim funeral directors in small towns thro our QFDA membership
- Presentation to AFDA, Qld Crematorium Association, liaise with other Councils

MFS

- Provide assistance to smaller Muslim communities across SEQ – Mackay, Rockhampton, Cairns, Toowoomba
- Supply precut Kaffans (Shroud)
- Local Council advocacy and representation to address burial needs of Muslims
- Cemeteries in other areas / assisted setup
Rockhampton Cemetery

Kuraby Facility

- Offices at the Kuraby Masjid
- Fully equipped Ghusl Room
- Cold Room
- Hearse facility
- Storage facility
- Manufacture all boxes for burial
- Kaffan packaging

MFS Hearse

16







Funerals done

~ 80 per year now
~ 850 Funerals performed

About 25% stillborn

About Muslim Funerals

- Burial as soon as possible – usually within 24 hours
- Death Certificate ASAP
- No Cremations
- No need for embalming (*exceptions*)
- Postmortems discouraged
- No Coffins
- Burial directly on ground

ABOUT FUNERALS IN ISLAM:

In Islam the funeral process is the **duty and responsibility** of the Muslim community.

It is an obligatory act for at least 1 member of the community to perform this duty (referred to as *Fard-e-kifaya* - an obligation which if performed by 1 member of the community, then the entire community absolved from the responsibility, and if not then the entire community is accountable to God (Allah) for this omission.

Muslim Funeral Services Ltd (MFS) was established in 2010 to fulfil the role of a Muslim Funeral Director within the Brisbane and Gold Coast communities, and we are the only Muslim Funeral Director in Queensland, Australia.

We also provide any advice & assistance for funerals outside of Brisbane or the Gold Coast areas, wherever possible.

Muslims bury the deceased as soon as possible, preferably within 24 hours.

The process involves **three** essential steps:

1. **Washing & Shrouding the body**
2. **The Funeral Prayer**
3. **The Burial Process**

All Muslims are buried and there is no cremation after death. There is no need for embalming usually.

The Funeral for Muslims takes place as soon as possible, usually **within 24 hours** after death.

Therefore there is some urgency in ensuring that the "**Cause of Death Certificate**" be available as soon as possible.

Your understanding and assistance in fulfilling this important rite will be highly appreciated. *(Important note for the Nursing Home, Hospital or Doctor regarding the "Cause of Death" certificate.)*

Postmortems are not permitted, unless essential for medico-legal purposes.

The information on our site is to provide a general overview of Muslim funerals and the services available through Muslim Funeral Services Ltd.

We are happy to provide further detailed information to you, your committee, to Hospitals, Nursing Homes, Emergency Services, Ambulance, Police or other Funeral Directors about Islamic Burial rites and rituals, on request.

Kindly feel free to **contact us** at any time.

When death expected:

- ▶ Contact MFS prior to death
- ▶ Complete online forms
- ▶ Advise Doctor, Hospital or Nursing home patient is Muslim
- ▶ Need for the death certificate ASAP
- ▶ Complete all Forms
- ▶ When death occurs contact MFS 24/7
- ▶ Remain at hospital till arrangement for death certificate is made



Muslim Funeral Services

1300 896 786

BRISBANE
GOLD COAST
QUEENSLAND

NEAR DEATH

WHEN A MUSLIM IS AT THE POINT OF DEATH:

Family members of the dying person and his/her closest friends should be informed and should be present at his side to help him turn his/her thoughts to Allah SWT, encourage him very gently to repent, remind him about all the good deeds that he did, about Allah's mercy, and Allah's forgiveness. Those who are present near a dying Muslim should do the following:

- they should be kind and patient
- they should never leave the person alone
- they should give them hope

They should prompt him very gently (*encourage without insistence*) every now and then to say the Shahada: "*Ashadu alla ilaha il-lallahu, wa ashhadu anna Muhammadun abduhu wa Rasullullah*", which means '*I bear witness that there is no God but Allah (SWT), and that Muhammed (SAW) is his servant & messenger*', in a very kind and sincere manner as these may be his or her last words.

WHEN DEATH OCCURS:

Many deaths occur in medical institutions. There is occasionally a concern that a Muslim who dies in such an institution may not be treated in accordance with Islamic tradition especially when family members may not be present at the time of death. However, our experience is that this could not be further from the truth, provided the staff or Doctors are made aware of the rites of the dying person. Every attempt is made to treat the deceased with utmost respect and fulfill the last rights.

If death is expected, the family may contact MFS or mosque at this stage to facilitate arrangements.

There have been concerns relating to how the body of the deceased may be handled and this can be quite distressful to the family, particularly when the handlers are of the opposite gender and the family may not be present. In order to counteract these possible problems emerging, a number of guidelines are suggested and initiatives have been set up to reduce this anxiety for all concerned.

When death occurs

- Remove any tubes, false teeth, contact lenses or artificial limbs
- Any incisions plugged so as to prevent a flow of blood
- Close the eyes of the deceased
- Close mouth by using strip of cloth or bandage
- Ankles must be fastened together with a bandage or strip of
- Arms must be placed straight down the side of the body fingers straight
- The body, still fully clothed, should then be wrapped in a sheet

When death occurs:

1

- Contact QAS / MFS

2

- Contact GP

3

- Arrange Death Certificate

STEPS TO FOLLOW WHEN A FAMILY MEMBER DIES

DEATH AT HOME



CONTACT DECEASED'S DOCTOR
(if NO family doctor -> contact Qld
Ambulance / Queensland Police @ 10111)



CONTACT MFS



MFS WILL LIAISE WITH POLICE



DEATH AT HOSPITAL OR NURSING HOME



CONTACT LOCAL MUSJID / MFS
(will liaise with MFS)



GET DEATH CERTIFICATE
FROM HOSPITAL DOCTOR



MUSLIM FUNERAL SERVICES
WILL CONTACT FAMILY

Please advise the funeral director as soon as the death certificate is available



MFS WILL ARRANGE TO PICK UP OF JANAZA



PROCEED TO GHUSL FACILITY AT THE LOCAL MUSJID
MFS will provide all paperwork for Burial



GHUSL AND JANAZA SALAH WILL BE PERFORMED



PROCEED TO THE CEMETERY FOR BURIAL

See our website www.mfs.asn.au for further information including
contact details of your local masjid burial society.

MFS is the ONLY MUSLIM FUNERAL DIRECTOR in South East QUEENSLAND.
Some ghusl services may be provided at your local masjid.

Forms: (all available on website)

- ✓ Application & Consent Form
- ✓ Authority to release from Hospital
- ✓ Cemetery Application Form
- ✓ BDM Registration done by MFS now



Muslim Funeral Services

1300 896 786

BRISBANE
GOLD COAST
QUEENSLAND

FORMS: (THESE FORMS ARE SPECIFIC FOR MFS USE)

Once you have discussed the arrangements for the funeral, with an MFS member and you are happy for MFS to proceed with the funeral arrangements, please complete the forms below.

- Form 1 (Adult) or 2 (Child/Stillborn) must be completed
- Click *submit* and the form will be sent electronically to MFS
- Then complete Form 3 and submit online as well. *We cannot pick up the janaza until we have this form.*
- Please note that we **cannot** proceed with any arrangements until all forms are received.
- All other forms (*as directed*) should be printed, completed and then faxed to **07 3319 6750** or emailed to admin@mfs.asn.au

Original forms if printed **must** be handed in to the MFS member when we meet.

Please contact MFS at **1300 896 786** once submitted.

Due to time constraints of trying to perform the funeral and burial as soon as is possible, we found the online submission to be the least inconvenient option for the family, and we can then meet and discuss further details and arrangements.

Application & Consent Form

FORMS: (these forms are specific for MFS use ONLY)

Once you have discussed the arrangements for the funeral, with an MFS member and you are happy for MFS to proceed with the funeral arrangements, please complete the forms below.

- APPLICATION - FORM 1 ADULT or 2 CHILD / STILLBORN

This form gives MFS permission to perform the funeral of the deceased with the consent of the Next of Kin or authorised representative. It is also required for the grave booking and death registration.

Please ensure all details are complete and accurate - errors and omissions will cause unnecessary delays.

Complete and click submit, the form will be sent electronically to MFS.

1.	ADULT APPLICATION FORM
2.	CHILD / STILLBORN APPLICATION FORM

Authority to Release Janaza

- AUTHORITY TO RELEASE DECEASED BODY - FORM 3 (or form 4 for Logan Hospital)

Required by Queensland Health - this authority permits MFS to collect and transport the deceased.

We cannot pick up the deceased until we have this form.

Complete and click submit, the form will be sent electronically to MFS.

3.	AUTHORITY to RELEASE DECEASED BODY
4.	LOGAN HOSPITAL AUTHORITY TO RELEASE DECEASED BODY

Local Council Application Form

- LOCAL CITY COUNCIL Burial Terms & Conditions Forms depending on Cemetery.

Form 5 BRISBANE (Hemmant or Mt Gravatt) OR Form 6 GOLD COAST (Coomera) OR Form 7 LOGAN (Beenleigh).

Required by City Council Cemeteries for grave booking.

Brisbane & Gold Coast - complete, scan and email to: admin@mfs.asn.au.

Logan City Council - submit online.

5.	BRISBANE CITY COUNCIL - Term & Conditions (Hemmant & Mt Gravatt)
6.	GOLD COAST CITY COUNCIL - Term & Conditions (Coomera)
7.	LOGAN CITY COUNCIL Online Burial Terms & Conditions Form ** Please see Information Sheet below (8) for Beenleigh Lawn Section
8.	BEENLEIGH Cemetery Lawn Section Information Sheet

MUSLIM FUNERAL SERVICES Ltd (MFS)

Funeral Application & Consent Form



This application form gives permission to MFS to perform the Funeral of the deceased with the consent of the Next of Kin or Authorised representative.

This form **MUST** be completed.

ALL of the information of the deceased, including details of the family, marriages and children is **COMPULSORY** for the registration of the death with the Department of Births, Deaths and Marriages. **Correct information is essential.**

For any non applicable information (eg. deceased is not married or has no children) please insert N/A on the form or if completed before death - for dates can insert today's date.

1. Details of the Deceased

Deceased's Full Name *

<input type="text"/>	<input type="text"/>	<input type="text"/>
Prefix	First Name	Last Name

Residential Address *

Street number
Street name
City
State
Postal Code
Country

Phone Number *

<input type="text"/>	-	<input type="text"/>
Area Code		Phone Number

Date of Birth *

<input type="text"/>	<input type="text"/>	<input type="text"/>
Day	Month	Year

3 Steps

Washing and
Shrouding
(Ghusl & Kaffan)



The Funeral
Prayer
(Janazah
Salah)



The Burial
Process
(Al Daffan)

Ghusl & Kaffan

- Most now done at the Kuraby Mosque facility in Brisbane and Gold Coast Masjid
- May be at any other local Mosque which has a Ghusl facility

Janaza Salah

- May take place at the mosque or at the cemetery





THE GHUSL ROOM



MFS now has a new Ghusl facility adjacent to the Kuraby Mosque, which includes the Ghusl room, cold room, storeroom and hearse parking all under on roof. Our office is still located within the Masjid.

This page will detail the essential requirements for a GHUSL room at any facility.

It will assist a regional centre to establish a Ghusl room in your town insha-Allah.

The GHUSL Room is usually a designated area at the local Islamic centre or mosque or if this is not available you may make arrangements with the local Funeral Director to use their facility. MFS is a member of QFDA and we would be happy to establish this relationship with one of our funeral director colleagues in the regional area on your organisation's behalf.

GHUSL Room Equipment and minimum suggested requirements:

- A separate GHUSL room or a designated area.
- Washing Table - usually stainless steel. These are available commercially or may be made to specification and it may be fixed or portable, with a water outlet which may be plumbed in or have a container to collect and dispose of the used water
- Warm water supply
- Bucket and jug
- Disposable latex gloves - S,M,L,XL
- Disposable Plastic aprons
- Cotton wool
- Cloth disposable wipes or towels to dry the deceased
- Disposable Face Masks should be available
- Soap (Liquid or bar)
- Camphor
- Scissors
- Attar
- Rubbish Bin
- Hazardous waste disposable bins - this is specifically for contaminated waste, which must not be placed in regular bins
- The room must always be clean and adequately cleaned down after each use

Ghusl table









THE GHUSL PROCEDURE (WASHING AND SHROUDING)

When a Muslim dies, it is the responsibility of his family or other Muslims within the local community to wash him according to the Islamic rites of washing the deceased. Usually at least three to four people will be involved with the actual ghusl (washing and shrouding).

The persons who may wash the deceased should :

1. be an adult Muslim, honest and trustworthy person
2. be of the same gender as the deceased ie if the deceased is male, then ONLY males should wash him
3. for a child, either males or females may do the ghusl
4. know the Islamic way of washing the deceased and be able to carry out the ghusl
5. it is recommended that those who performed the washing should make wudhu (ablution)

PLACE OF WASHING :

The deceased's body should be washed in a clean, secluded, and private place where clean water and soap are available. Gloves must always be worn (if not available pieces of cloth to wrap around the hand are needed).

The body of the deceased should be washed with water and, if available, lotus leaves, or camphor (to be used in the final wash).

The steps of the washing should be done at least three times any more odd number of times as necessary to cleanse.

Always be mindful of infection control and protecting the person performing the Ghusl.

Our Ghusl facility provides disposable gloves, aprons and face masks. Bins for general rubbish as well as Hazardous waste bins for any contaminated waste removed from the body. Only used the hazardous bins for contaminated waste as their is additional fees incurred to dispose of this separately.

STEPS OF WASHING:

(Privacy for the deceased is a crucial and important requirement at all times during the ghusl)

- the body of the deceased should be placed on a table or alike, the deceased's clothes should be removed, and the body should be covered with a sheet of cloth
- the head and the upper body should be raised slightly to insure the washing water with exudations from the body flows down and does not run back to the body
- the Aura (private parts) of the deceased should be covered with a sheet of cloth (The aura of a male is from the belly button to the knee in the presence of males, for the female is the same in the presence of females)
- remove any items or objects not already removed. These include watches, hospital or mortuary ID tags, wound dressings, IV lines, peg tubes, artificial limbs. If there is any active bleeding or wound discharge then that may be padded and dressed
- the washer should start washing by saying: "Bismillah" (*In the name of Allah*)
- the washer wears gloves or winds a piece of cloth around his hand, and with this he cleans away any impurities from the body using water. Then he should dispose of the gloves
- the washer should take another pair of gloves, press lightly the stomach of the deceased so as to expel, if possible, any remnants from it, and then wash the body of all impurities using water. Then he should dispose of the gloves
- the washer should take another pair of gloves, and wash the covered private parts, then dispose of the gloves
- the washer should perform wudhu (ablution) for the deceased without inserting the water in the nose and in the mouth. May use a piece of wet cotton wool in a small roll to clean nose and front teeth
- the washer should clean the body with water and soap (if available), starting from the head (hair, face and beard in men), then the upper right side of the body then the left side, after that the lower right side then the lower left
- In the case of a female, her hair should be loosened, washed, combed, and be braided in three braids, and placed behind her back
- the washing should be done three times, or five times, or seven times, as needed, providing that after washing the head, wash the right side before the left, and the upper parts before the lower ones
- in the last wash, the washer may use camphor, or some perfume with the water
- after that the body should be dried with clean towel
- then the body should be covered with a white sheet
- get ready to start the shrouding

AL-KAFAN (SHROUDING THE DEAD MUSLIM)

Shrouding should start immediately after washing the body of the deceased. It is recommended to use white sheets from inexpensive material. Extravagance is not recommended in the Kafan (Shroud). All measurements may vary depending on the stature of the deceased.

The material of the sheet should not have any stitching, not be silk, nor should any gold be used.

Our MFS Facility has pre-cut and packed male and female adult kaffans. These are placed and folded in the order of use and so when the pack is opened and unfolded it is already ready to be used in the correct order.

We also have a roll of fabric available should you need to cut a specific size.

THE KAFAN OF A MALE

The Kafan of a male should consist of three white wrapping sheets, and 4 tie ropes

- Outer sheet - Lifafah
- Second sheet - Izaar
- Third sheet - Qamees (shirt)
- 3-4 ties
- 2 smaller sheets (satar) used cover the private parts one before and the other after ghusl

STEPS OF SHROUDING:

- The wrapping sheets should be opened and spread out one on the top of the other (if using one of our pre-packed kaffans, this is already done or you)
- Roll up the front half of the top sheet towards the head - Qamees(shirt)
- The deceased, covered with a sheet (satar), is lifted and laid on his back on this top sheet (Qamees)
- The Qamees is then unrolled over the front of the body and once the body is covered then remove the satar (covering sheet)
- Some scent or perfume or sandal wood paste may be put on those parts of the body upon which one rests during prostration, that is the forehead, nose, hands, knees, and feet
- If it is possible the deceased's left hand should be placed on his chest, then put his right hand on the left hand like the way in the Salat (Prayer)
- The edge of the next sheet (Izaar) is then folded over the deceased right side, then the other edge over his left side.
- Then the last sheet (Lifafah) should be folded the same way.
- These sheets should be fastened with a piece of cloth (tie ropes), one above the head, another under the feet, and two around the body
- This completes the shrouding for the male

THE KAFAN OF A FEMALE

The Kafan of a female should consist of five white garments and 4 ties


- Outermost sheet - Lifafah
- Second sheet - Sinaband - to cover from under armpits to thighs
- Third sheet - Izaar
- Fourth layer - Qamees
- Last piece - Orni - to cover head and hair
- 3-4 ties
- 2 smaller sheets (satar) used cover the private parts one before and the other after ghusl

STEPS OF SHROUDING:

- All the sheets should be spread out in layers (if you are using our pre-packed kaffan this is already done as you open the kaffan)
- Roll up the front half of the top sheet towards the head - Qamees(shirt)
- The deceased, covered with a sheet (satar), is lifted and laid on her back on this top sheet (Qamees)
- The Qamees is then unrolled over the front of the body and once the body is covered then remove the satar (covering sheet
- some scent or perfume may be put on those parts of the body upon which one rests during prostration, that is the forehead, nose, hands, knees, and feet.
- the sinaband (loin cloth) is bound round (acts like underwear).
- Put the head veil
- the deceased's left hand should be placed on her chest, then put her right hand on the left hand like the way in the Salat (Prayer)
- the edge of the Izaar sheet is folded over the deceased right side, then the other edge over his left side.
- then the last (Lifafah) sheet should be folded the same way
- these sheets should be fastened with a piece of cloth (tie ropes), one above the head, another under the feet, and two around the body

ORDER OF MALE KAFN:

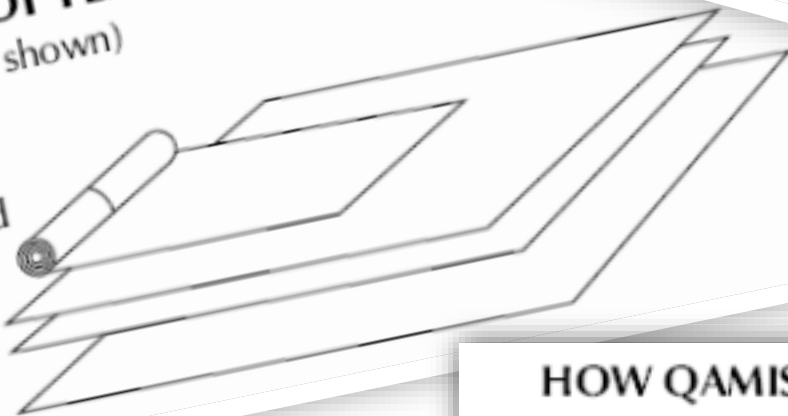
Qamis
Izar
Lifafah



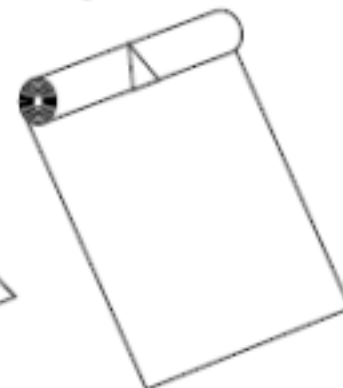
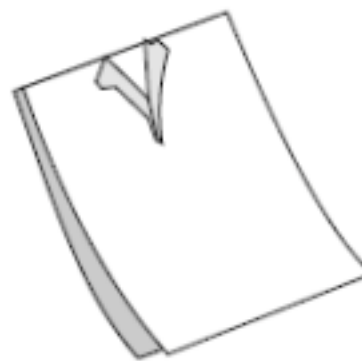
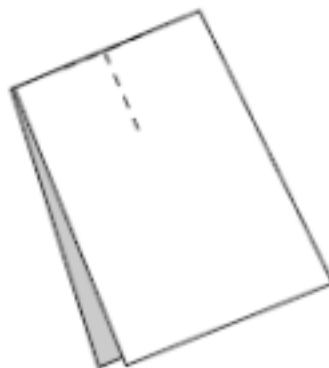
ORDER OF FEMALE KAFN:

Orhni (not shown)

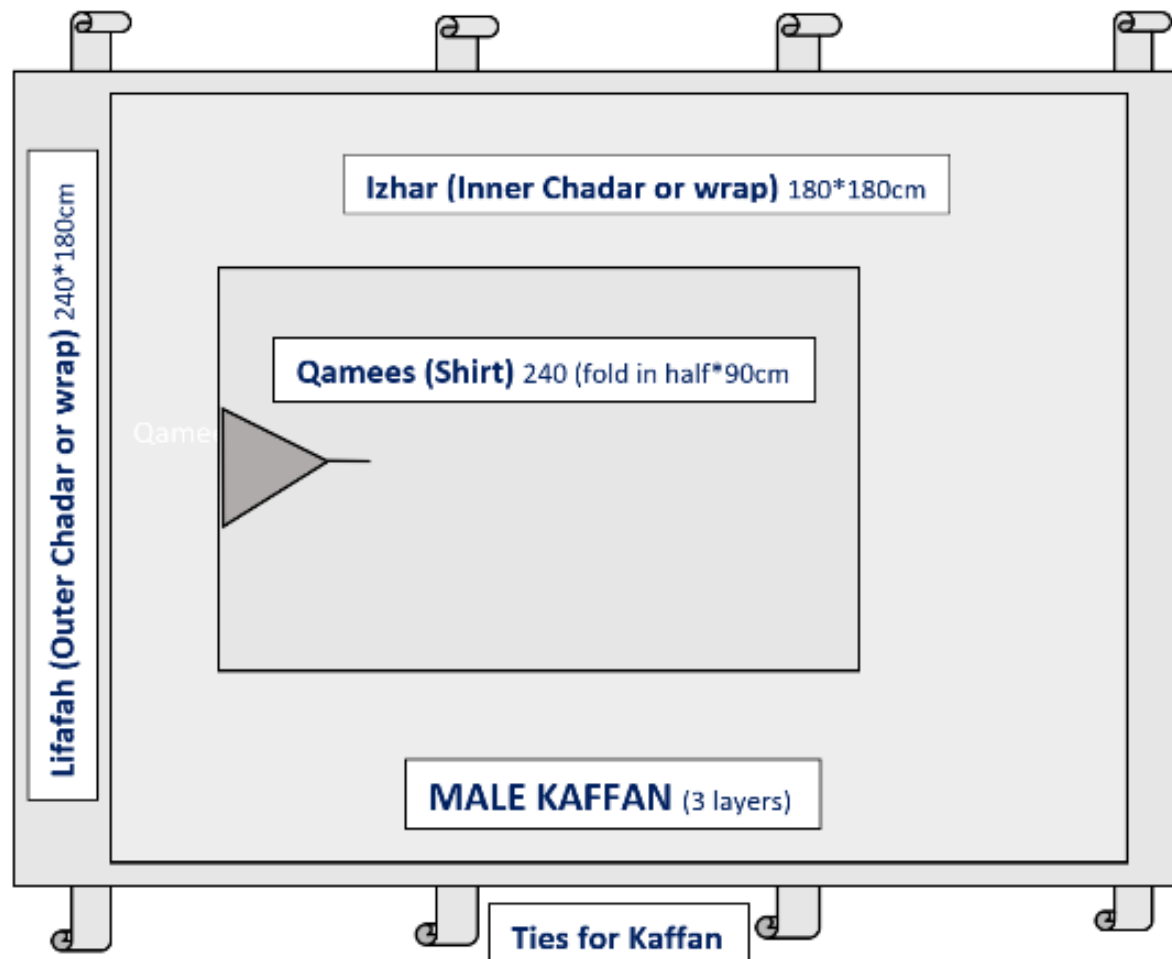
Qamis
Izar
Sina'band
Lifafah



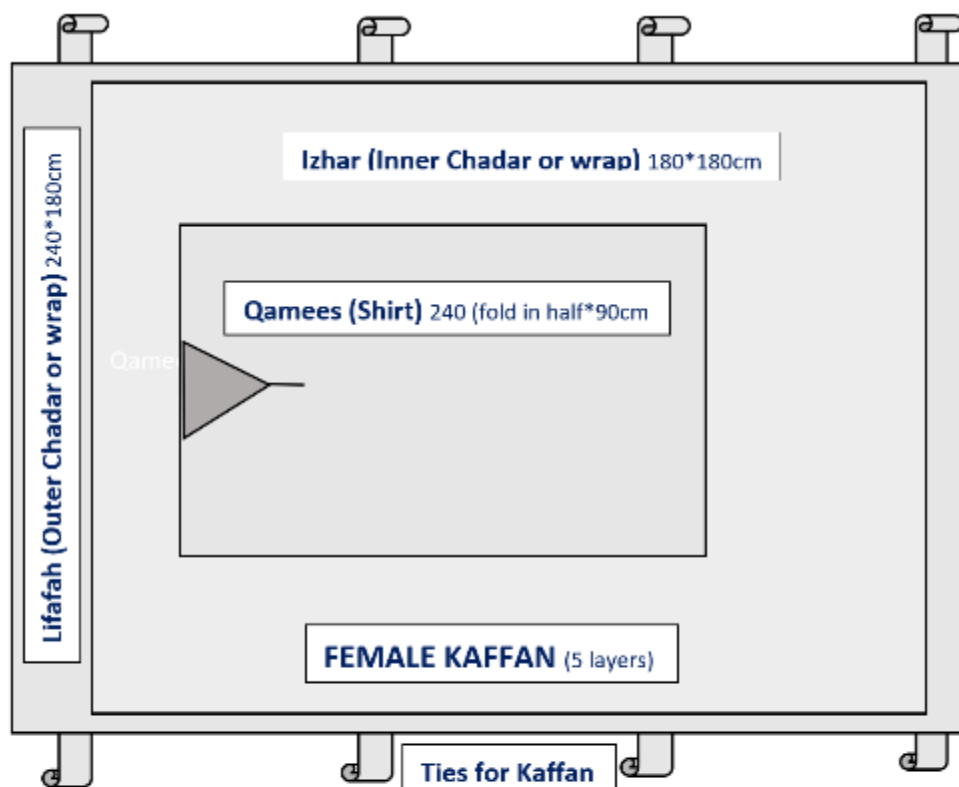
HOW QAMIS SHOULD BE CUT AND FOLDED



Male Kaffan



Female Kaffan



2 ADDITIONAL Sheets for Female

1. **Sinaband** 180*90cm (Cover from under armpit to thighs)
2. **Orni** 120*90 (Head cover)

Kaffan cutting and packing 48



SALATUL JANAZA (THE FUNERAL PRAYER)

A divine service is held over the dead body of every Muslim, young or old, even of infants who have lived only a few minutes. When the soul leaves the body, preparations are made for bidding him the last farewell.

It is highly recommended that, after washing and shrouding the body of the deceased, the body not to be kept long, but rather taken quickly, prayed for, and then buried.

Salatul Janazah is required to be performed in congregation to request pardon for the deceased and all dead Muslims.

It is preferable that Salatul Janazah be performed outside the Mosque or the Musalla (Prayer room), like in the Mosque activity rooms or courtyards.

Salatul Janazah is a collective obligation. A Muslim should not hesitate to participate in it, whether or not the deceased or his relatives are known to him.

Salatul Janazah is said silently, except the Takbeer and Tassleem. All conditions for regular Salat are required in Salatul Janazah such as Tahara, Wudu, clean body and clothes, neeyah (intention), and facing the Qiblah.

There are specific times when it is prohibited to perform Salatul Janazah, unless it becomes necessary, due to the condition of the body, to perform it quickly and then bury the body.

These prohibited times are:

- From sunrise until the sun is fully risen
- At the zenith of the sun (the sun at meridian), until it passes the meridian
- From when the sun pales before sunset until it has set.

Janaza Salah Kuraby



Cemeteries

Adult & Children Burials:

- Mt Gravatt – new section
- Beenleigh – Lawn Cemetery
- Hemmant (2021)
- Gold Coast – Coomera
- Toowoomba
- Mackay & Rockhampton

Mt Gravatt Cemetery



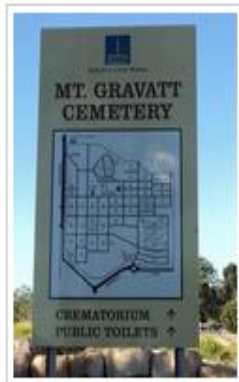
CEMETERIES INFORMATION

There are only three cemeteries in South East Queensland with with a designated Muslim section in the cemetery .

In Brisbane this is at the [Mt Gravatt Cemetery](#), whilst on the Gold Coast Coast, it is at the [Southport Cemetery](#) and the third is in Toowoomba.

Whist we use either of these for all funerals, we use the Beenleigh Cemetery for "stillborn" funerals.

The Beenleigh cemetery has a designated "stillborn" section which is for all faiths. The fees for the stillborn funerals at Beenleigh is at a substantially reduced rate. However, if you would like to use either the Mt Gravatt or Southport cemetery for a stillborn baby funeral, it is possible but the fees will be substantially higher



CEMETERY LOCATIONS:

MT GRAYATT CEMETERY

582 Mains Rd, Macgregor, Brisbane QLD 4109



BEENLEIGH CEMETERY

31 Brigade Drive, Eagleby. Beenleigh, Qld (Exit 34 off the M1 South)



SOUTH PORT CEMETERY

Queen Street, Southport, Gold Coast, Qld



COOMERA CEMETERY

Cnr Pacific Motorway and Foxwell Rd, Coomera, Qld, 4209

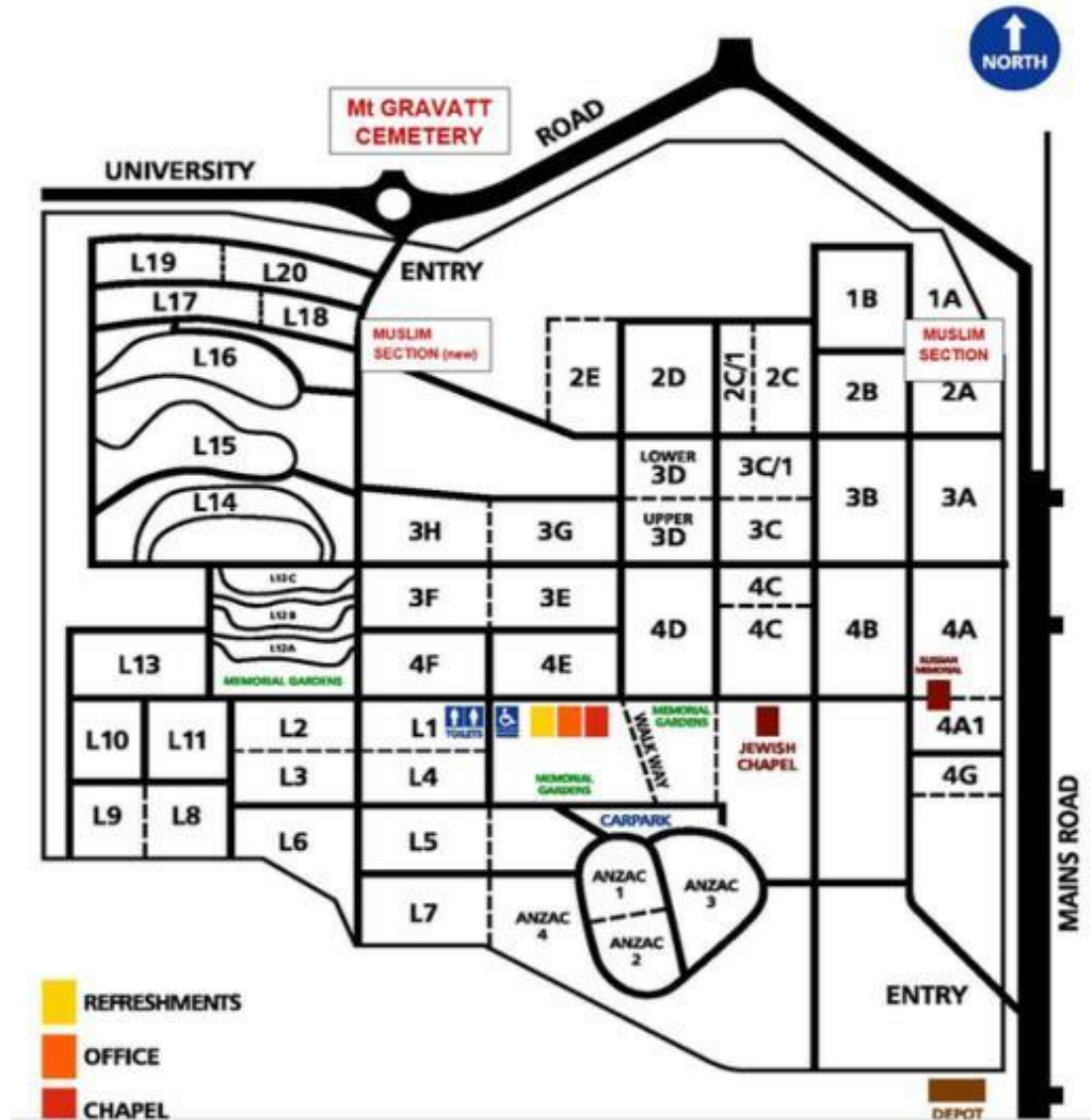


HEMMANT CEMETERY

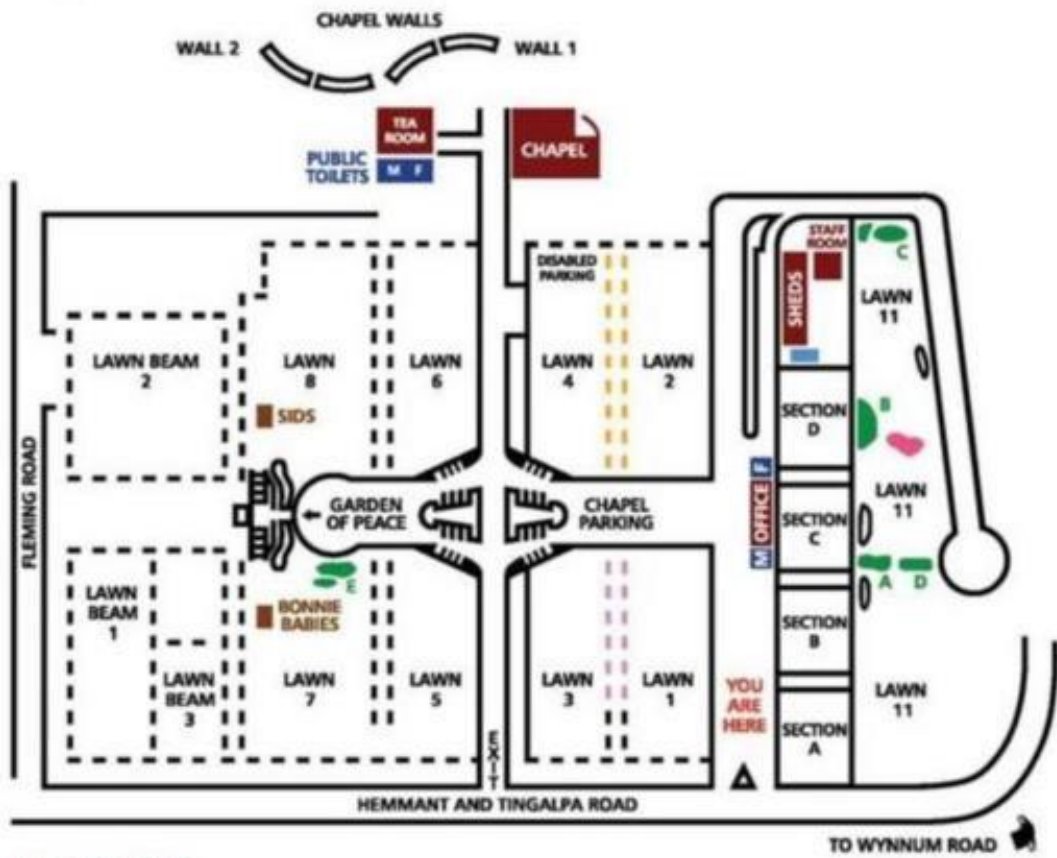
500 Hemmant and Tingalpa Road, Hemmant, Brisbane 4174



MT GRAVATT CEMETERY



HEMMANT CEMETERY



- Native Gardens
- Scatter Garden
- Memorial Place
- Pillar Border Garden
- Columbanium Wall

New section at Mt Gravatt cemetery





Internal Box for Grave

Internal Grave preparation



Grave being prepared



Box in Grave

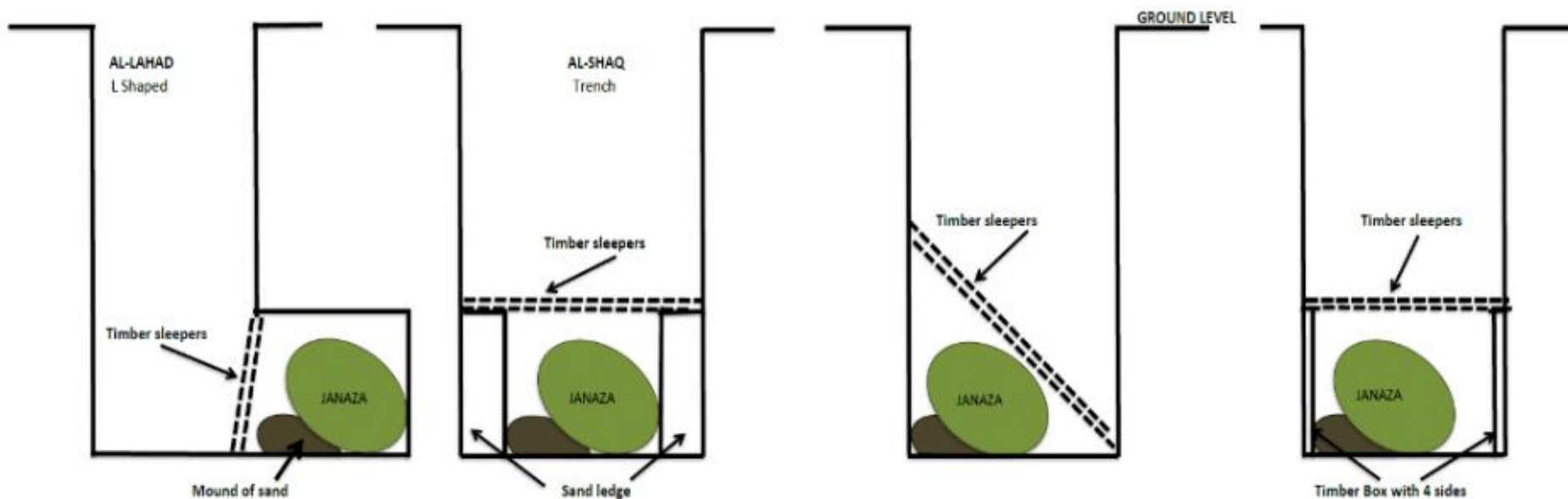


Grave covered

Grave shapes

Types of Graves for Burial.

4 essential types depending on soil type and local conditions
Janaza always placed horizontally on the ground, with head on right and body facing in direction of Qibla



Type used varies depending on soil type and local council regulations

AL DAFFAN (THE BURIAL)

Islam has a unique style of building graves and cemeteries that is characterized by humility, simplicity and economy in costs and that avoids glorifying the dead with elaborate monuments.

It is of great importance that a special cemetery be devoted exclusively for the use of Muslims. Muslims may not be buried in the cemeteries of non-Muslims, nor can non-Muslims be buried in a Muslim cemetery.

The deceased should be buried in the locality in which he lived. It is undesirable to take the body to the person's own country or to another city.

In Muslim cemeteries, there are two types of graves :

Al-Shaqq : is to make a deep vertical hole in the ground.

Al-Lahed : is to make a deep vertical hole in the ground, then in the bottom make a side horizontal hole big enough to cover the whole body.

Both types are used, but it is preferable to use Al-Lahed if the land is solid.

However there may be some variation in different countries depending on local soil type and local conditions.

The burial should be done as soon as possible after death, but the following times should be avoided: Late at night, from sunrise until the sun is fully risen, at the zenith of the sun (The sun at the meridian), until it passes the meridian, when the sun pales before sunset until it has set.

During these times burying is prohibited unless there is an urgent necessity, according to the Hadith of the Prophet Muhammad (PBUH) that was narrated by (Muslim).

STEPS OF BURIAL :

It is important to observe workplace health and safety rules both for the family, friends and funeral directors.

Family members entering the grave to lower the body in, are advised to use a step ladder to enter and exit the grave.

Kindly note that carrying the janazah and lowering into the ground is an Islamic requirement and that MFS Ltd is not responsible for any injuries sustained during this process by family, friends or volunteers>

A grave is dug deep enough to totally hide the body of the deceased, in Brisbane about 1.7m deep



Muslim Funeral Services

1300 896 786

BRISBANE
GOLD COAST
QUEENSLAND

FUNERAL COSTS:

The cost of a funeral in Australia usually comes as a surprise to members of our community, in particular for those who have migrated from countries where the fees are borne by the state.

The bulk of the fee for a funeral conducted by MFS is related to the local council fees & charges (usually over 2/3), and these vary across the various local councils. The councils always have additional fees for after hour and weekend burials. MFS does not have any additional fees and charges for after hour, weekend or public holidays.

An *approximate breakdown* of the fees is as follows:

Local council fees (which varies annually and depending on weekend and overtime charges) + the Ghush Facility fee of \$150 + Kaffan \$150 + the Grave preparation and utility fee (including timber) of \$350 + the death certificate application fee of \$50 payable to the Department of Births, Deaths and marriages, and lastly the MFS fee of \$1000 (which includes the SMS fee, AFDA membership fee, staff wages if applicable, and all transfer / transport costs within Brisbane and the Gold Coast).

Embalming fees for overseas repatriation and interstate transfers will be additional as per company providing this services.

The Ghush facility fee is paid on to the facility which performs the Ghush, and the grave preparation fee is paid to the organisation which prepares the grave internally, if either different from MFS.

MFS operates on a *not for profit* basis and none of its Directors benefit in anyway financially from any proceeds.

ALL proceeds are used to manage and run the service, which operates as a *self-sufficient* organisation, and we constantly strive to improve the facility or services we manage.

Total Funeral Costs

Total Cost	Mt Gravatt	Coomera	Beenleigh	Hemmant
Adult Office Hours	\$ 6100	\$ 6950	\$ 6500	\$ 6100
Adult Saturday	\$ 7400	\$ 8675	Value	
Adult Sunday	\$ 7570	\$ 8675	Value	
Adult Public Holiday	\$ 7850	\$ 8675	Value	
Children Office hours	\$ 2750 (0-8yr)	\$ 3350 (0-13yr)	\$ 3500 (0-12yr)	\$ 2750
Children After hours (Saturday)	\$ 4000	\$ 5000	Value	Value
Overtime (Per 1/2 hour increments)	\$ 337 per 30 mins	\$ 417 per 30 mins	\$ 366 per 30 mins	\$ 337 per 30 mins
Stillborn (Office hours)	\$ 1250	\$ 1250	\$ 1250	

Funeral Savings Plan

- ▶ MFS Savings Fund Manager
- ▶ Monthly, quarterly, annual or lump sum contribution
- ▶ What you put in is what you get out
- ▶ No fees and charges
- ▶ Family still responsible for any shortfall
- ▶ Individual or Groups

MUSLIM FUNERAL SERVICES LTD

Inna lillahi wa inna ilayhi raji'un' (To Allah we belong and truly to Him we shall Return)

FUNERAL SAVINGS FUND

Muslim Funeral Services Ltd (MFS) has established and manages a Funeral Savings Fund. The fund has been established as a savings fund for members of the Muslim community. Anyone applying to join the Funeral Savings Fund will also become a signed up member of MFS and will make a contribution in the form of a subscription into the fund, towards the payment of the cost of their funeral either in part or in full, depending on the amount contributed into the fund and the cost of the funeral at the time of death. Members may make a lump sum contribution or quarterly contributions as arranged.

Under all circumstance the financial liability of the company and its directors will be limited to the total amount contributed into the fund by the member.

The cost of the funeral in South East Queensland will change periodically depending on the fees and charges from the local councils and those of the funeral director. These council fees also differ between the various local councils.

Members may contact MFS from time to time to get an estimate of these fees and any changes periodically.

The average fees quoted will at all times be based on the Mt Gravatt Cemetery fees as levied by the Brisbane City council. Any deficit between the cost of the funeral and contribution made into the fund at the time of death will have to be paid to MFS at the time of the funeral by the next of kin of the deceased.

The member may also nominate a family member as a beneficiary of the fund if the death of the nominated beneficiary precedes that of the principal member.

There will be no fees and charges for the management of the fund except in the case of any charges incurred for costs applied by your banking institution for establishing a debit order or such like payment method.

In the event of the death of the member occurring outside of the South East Queensland area, then the amount of the subscription contributed into the fund will be paid to the nominated next of kin or into the estate of the deceased.

First Name/s:		Last Name:				
Date of Birth:		Gender:		Title:		
Address:						
		State	Qld	Code	4	
Tel:		Mobile:				
Email Add:						
Other beneficiary:	1					
	2					
	3					
	4					
Next of Kin:	First Name:		Last Name:			
NOK Telephone:		Mobile:	Relationship:			
Contribution:	Lump sum:	\$	Quarterly:	\$	per qtr.	

It is the responsibility of the member to advise MFS of any changes to the details provided. The member agrees to be contacted by MFS Ltd or its nominated representative using the details above.

MUSLIM FUNERAL SERVICES LTD

Inna lillahi wa inna ilayhi raji'un' (To Allah we belong and truly to Him we shall Return)

It is also the responsibility of the member to ensure that there adequate funds available in the nominated bank account, in the case of the quarterly debit orders.

The suggested lump sum in 2010 would be \$5000 for burials taking place at the Mt Gravatt cemetery.

The suggested quarterly contribution would as follows at present:

20-30	\$75	30-40	\$100
40-50	\$125	50-60	\$150
60-70	\$175	Over 75	\$ 4500-\$5000 once off

Quarterly payments will occur via a direct debit order

Any remaining funds in the members account after payment of funeral expenses incurred at death will be reimbursed to the nominated next of kin of the deceased.

The member may opt to donate these remaining funds to MFS to be used charitably to pay for the funeral of a Muslim who is financially disadvantaged and cannot afford to pay for their funeral.

Would you like to exercise this charitable option?

Yes	<input type="checkbox"/>	No	<input type="checkbox"/>
-----	--------------------------	----	--------------------------

At any point should the quarterly contributions made by the member into their account have significantly exceeded the estimate of the funeral at that point in time, then the member may if he/she so wishes discuss this with MFS and mutually agree to suspend contributions for a specified period of time, whilst at all times understanding that the liability of MFS or its directors will be limited to funds available in the members account when necessary.

MFS Ltd is a public company limited by guarantee, established to operate as a funeral director and to manage a Funeral Savings Fund.

Your next of kin will make decisions regarding the Ghush facility and Cemetery when necessary.

The Fund is a Savings Fund and it is not an Insurance plan of any sort.

Any changes to this agreement will only be effective if made in writing.

Signed at		this		Day of		20
-----------	--	------	--	--------	--	----

Member name:		Member signature:	
--------------	--	-------------------	--

Witness name:		Witness signature:	
---------------	--	--------------------	--

MFS Member:		Signature:	
-------------	--	------------	--

A copy of a photographic identity document must accompany this application eg. Driver licence or passport.

For office use only:	Date received:		Approved:	
Membership No:				
Payment received:	Chq / Cash / EFT / Quarterly Debit Order:			

PO Box 243, Underwood, Qld 4119. C/o KurabyMusjid, 1408 Beenleigh Rd, Kuraby, Qld 4112.

W: www.mfs.asn.au

E: admin@mfs.asn.au

T: 07 5462 2155

F: 07 5462 2355

ABN: 55 147 731 431

MFS Funeral Plan A/c: NAB 084-657 A/c: 19-672-2530

Mixed Marriages

Discuss with family and advise family or spouse of your wish to be buried as a Muslim

Our experience has shown that the family goes out of their way to honour the wish of the deceased

When dealing with the diverse cultural backgrounds we all come from every funeral we do is so different

We make every effort to accommodate our brothers and sisters at this difficult time.

Other information on website

- Islamic Will Kit
- My Funeral wish
- Quran Recitation
- A complete Funeral Guide Booklet



Muslim Funeral Services

1300 896 786

BRISBANE
GOLD COAST
QUEENSLAND



THE ISLAMIC WILL

We have had several requests for an Islamic Will from brothers and sisters at our workshops.

Iqbal Lambat has been instrumental in developing an Islamic Will Kit compatible with Australian Law.

MFS has included details of the Will Kit with permission from Iqbal Lambat.

This is a basic personal Will Kit for anyone with less complicated assets and business structures.

Both MFS and Mr Lambat recommend that you should always seek professional legal advice regarding your individual circumstances.

PDF copy of the [ISLAMIC WILL KIT](#)



Muslim Funeral Services

1300 896 786

BRISBANE
GOLD COAST
QUEENSLAND



MY FUNERAL WISH

Over recent years many reverts and Muslims in mixed marriages in particular expressed their concerns about whether their burial right or wish to be buried as Muslims will be fulfilled.

Your requests for a document of some sort which records your wish has led to us adding this service.

To assist in addressing this MFS has designed this document to record your wish about the funeral and burial process.

This is of particular significance in the case of mixed marriages, where there is concern that the surviving partner may not fully understand your wish.

The information on the form is used to express your wish and some essential information, but is not a legal document.

A Statutory Declaration made by you and signed in the presence of an authorised person will form a legal document and may be attached to your Last Will & Testament. Please click on this [link](#) for the suggested *Statutory Declaration Template or pdf*.



Muslim Funeral Services

1300 896 786

BRISBANE
GOLD COAST
QUEENSLAND

QURAN RECITATION

This section is intended for our *Non Muslim* family and Friends of the dying or the deceased.

We have occasionally received a call from the family of a dying person or a Nursing home or Hospital, requesting that an Imam or a suitable person attend the bedside of the person to recite the Quran and perform the *last rites*. This service is available but may not always be possible especially if the person is in a remote town or city with no Muslims residents in close proximity.

These are some audio files of chapters of the Holy Quran which you may find useful during these difficult times Insha-Allah.

For *Non-Muslim* family & friends if no one is available to recite then just playing the audio of these verses in the room or proximity to the dying person, will be very beneficial to the ill or deceased (especially at Surah Yaseen during the illness and at the time of death), and all the other chapters at any time even at the grave side.

Surah Al-Fatiha (Ch 1) is the first Chapter of the Holy Quran, also referred to as *The Opening*.

Surah Al-Ikhlās (Ch 112), *Surah Al-Falaq* (Ch 113) & *Surah An-Naas* (Ch 114) are the last three Chapters of the Quran.

It is said that reading the *Surah Al-Ikhlās* (Ch 112) three times is equivalent in reward (blessing or sawab) to that of reciting the entire Quran. This can be read at any time and in particular with the intention of the reward going to the deceased.

Surah Yaseen (Ch 36) is often referred to as the *heart of the Quran*, and eases the pains of death, and may therefore be recited when someone is close to death.

A Guide to Muslim Funerals

in Queensland



Every soul shall have a taste of death

FREQUENTLY ASKED QUESTIONS

Some of the questions we've been asked so far are listed below.

The circumstances around each family and the death of a loved one is unique and different. If your question is not answered below or you need *any* information please [contact us](#), so that we can be more specific.

In Islam the entire funeral process is a community responsibility, so you will note significant close family and community assistance for the process and the family may do as much or as little as they prefer. The entire process is intended to be very simple, with plenty of support from family and friends.

GHUSL = washing and shrouding process

KAFFAN = white wrapping shroud

JANAZA = Body of the deceased

JANAZA SALAH = Funeral prayer for the deceased, takes place after ghusl and before the burial process

DAFAN = Burial process

- [What do I do if death is expected?](#)

If there is a family member who is ill or is expected to die soon, it is recommended that you contact MFS to get adequate information in preparation for death and the funeral process. There is some information on the [near death](#) page which will also be useful for the hospital, doctor or nursing home.

Discuss this information with the doctor or hospital, so that they are made aware of your beliefs and also so that they understand the urgency in making the 'cause of death certificate' available

- [Are there any forms I need to complete?](#)

You may complete the [application and consent form](#), before death so that we have adequate information to do the necessary grave bookings as soon as death occurs. There are additional forms which the next of kin is required to complete and sign, some of which may also be completed before death. See the [Forms](#) page.

- [What do I do when death occurs?](#)

Contact MFS as soon as possible even if this is out of office hours or on a weekend. Ensure that appropriate arrangements are in place to get the cause of death certificate available as soon as possible. This is crucial because we cannot proceed to make all the arrangements without this document.

Our Services

- *SERVICES PROVIDED*
- *SMS SERVICE*
- *NEAR DEATH*
- *FLOW CHART*
- *GHUSL ROOM*
- *ACTIVITIES*

Our Company

- *ABOUT BMBS*
- *FREQUENTLY ASKED QUESTIONS*
- *CEMETERIES INFORMATION*
- *VOLUNTEERS*
- *OFFICE USE (PASSWORD REQUIRED)*
- *INFO SESSION SLIDE PRESENTATION*

Other Information

- *BANK DETAILS*
- *OTHER MUSJIDS / LINKS*
- *QURAN RECITATION*
- *MY FUNERAL WISH*
- *ISLAMIC WILL KIT*
- *A GUIDE TO MUSLIM FUNERALS*

 Follow @janaza786

INNA LILLAHI WA INNA ILAIHI RAJI'UN (TO ALLAH (SWT) WE BELONG AND UNTO HIM WE SHALL RETURN)

MUSLIM FUNERAL SERVICES LTD ©

EST 2010

 1300 896 786 F: 07 3319 6750

Coming up

Practical GHUSL CLASS

Person performing Ghusl

- Adult Muslim – minimum 3/4
- Same gender as deceased (except in children)
- Have wudhu
- Knowledge of how to perform ghusl
- Never share what is seen on janaza

Place of Ghusl

- ✓ Ghusl room or private secluded place
- ✓ Ghusl table
- ✓ Warm water
- ✓ Water outlet
- ✓ Use protective clothing
- ✓ Always use gloves

- Place deceased on table
- Remove body bag
- Cover Auwra (private parts) with satar
- Cut off clothes with scissors
- Remove all clothes while covered
- Keep Auwra covered at ALL times
- Remove all tubes, jewelry, name tags

3 steps of Ghusl

Istinja



Wudhu



Ghusl

Istinja

- Always wear gloves / no exceptions / Start with 'Bismillah'
- Remove watches, hospital ID tags, wound dressings, IV lines, peg tubes, artificial limbs
- Pad and dress any active bleeding or wound
- Wash away external impurities / Change gloves
- Lift Janaza slightly
- Apply gentle pressure to abdomen to expel any impurities, and wash off / Change gloves
- Wash private parts whilst covered with satar at all times

Wudhu

- Change gloves
- Perform Wudhu
- Wash hands of deceased
- Clean nose and teeth rolled cotton wool
- Wash face
- Wash forearms to elbows / Make massa of head
- Wash feet to ankles

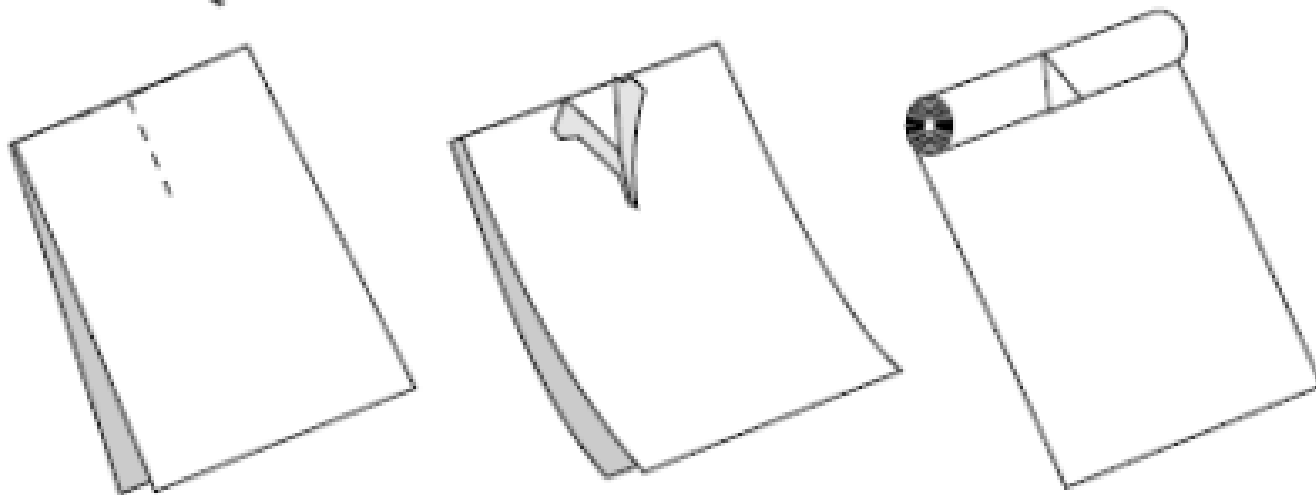
Ghusl

- Wash the body with water and soap
- Starting from the head (hair, face and beard in men), females braid hair into 3 parts once washed
- Then the upper right side of the body
- Then the left side
- Then the lower right side
- Then the lower left side of Janaza

- The washing done three times in same order
- Final rinse, use camphor +- bay leaves with the water
- Dry the body with *clean* towel by gentle dabbing
- Then the body should be covered with a clean sheet
- The *Auwra* must be kept covered at all times.
- Get ready to start the shrouding

- Open out Kaffan onto second table (be done before Ghusl commences)
- Transfer the Janaza onto Kaffan on second table with satar in place
- Sandal wood paste
- Hands on side or like in Salah right over left
- Cover with the rolled Qamees
- Second layer Izhar folded right side of deceased, then left side
- Final layer Lifafah folded in same order
- Kaffan fastened with ties above head, mid abdomen & below feet

HOW QAMIS SHOULD BE CUT AND FOLDED



ORDER OF MALE KAFN:

Qamis

Izar

Lifafah



ORDER OF FEMALE KAFN:

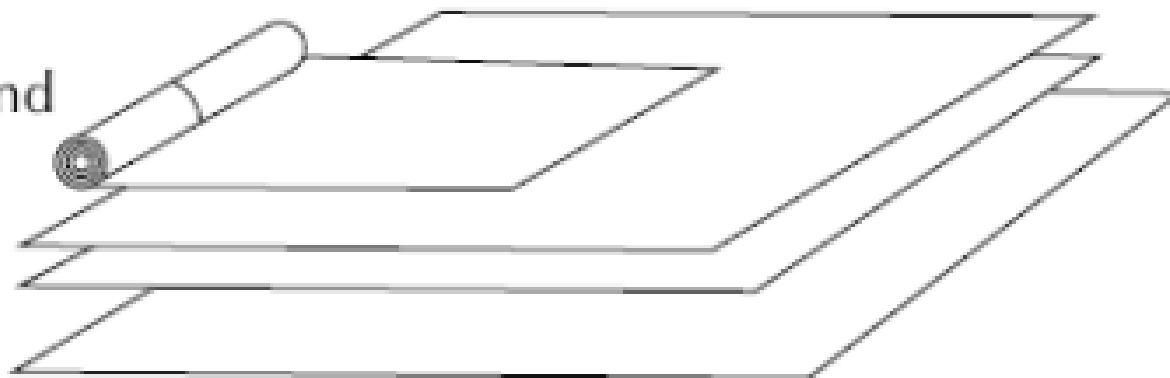
Orhni (not shown)

Qamis

Izar

Sina'band

Lifafah



2 extra pices to female Kaffan

CONTACT US:

Address	C/o Kuraby Masjid, 1408 Beenleigh Road, Kuraby, Qld Australia 4112
Mail	PO Box 243, Underwood, Qld 4119
Telephone	1300 896 786 (24 hrs)
Fax	07 3319 6750
Website	mfs.asn.au
Email	admin@mfs.asn.au
ABN	55 147 731 431

MEMBERS CONTACT DETAILS:

Yussuf Chothia	0404 834 786
Mohammed I Sultan	0412 845 786
Riaz Gutta	0400 105 786
Hussin Goss (Gold Coast)	0418 737 621
24/7 Contact	1300 896 786

Make Dua Allah (SWT) guides us and
gives us the ability to continue to
provide this service



Thank you

- ▶ Remember us all in your Duas
- ▶ Questions Welcome
- ▶ Ghisl Class follows

Dr. Mohammed Iqbal Sultan

MBChB, FRACGP

- Family Health Clinic GP
- Compton Mediclinic GP
- Islamic Medical Association (Founder)
- Muslim Funeral Services (Director)
- Crescents of Brisbane (Treasurer)
- Brisbane Islamic Centre (Vice President)
- Lockyer Valley Islamic Association (Treasurer)



MFS

Funeral Director &
Savings Plan Manager

W

mfs.asn.au

T

1300 896 786

F

07 3319 6750

► Questions

